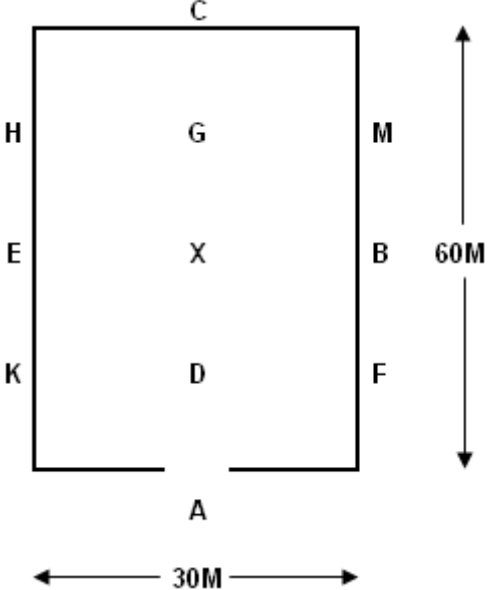
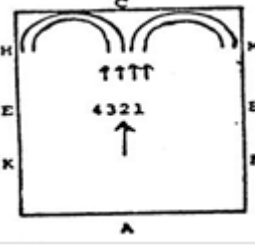
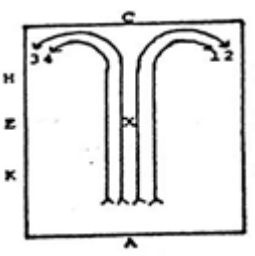
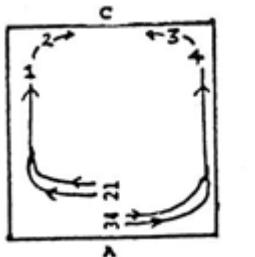
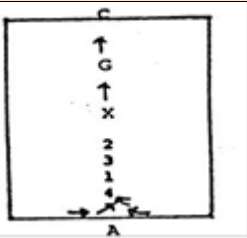
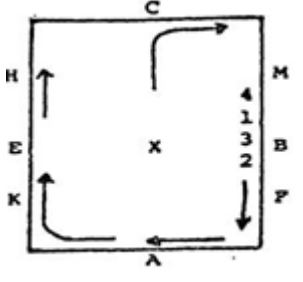
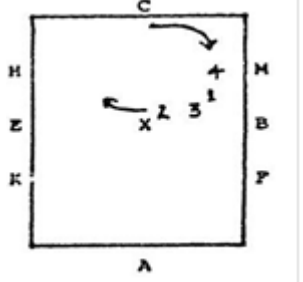
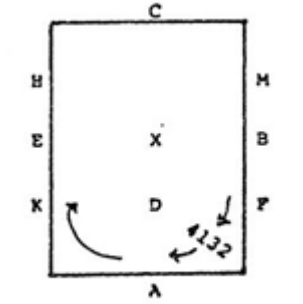
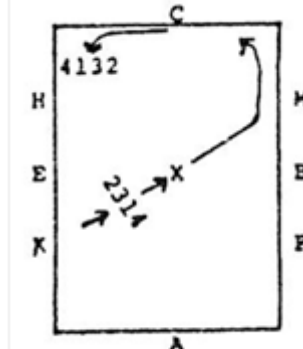


EVENT 1: TEAM OF FOUR RIDE - Ride No.4 2018

<p>ARENA SET UP Arena 60m x 30m 10m Corner – H or M 20m H – E; M - B 20m E – K; B - F 10m K or F - Corner Opening at 'A' entry is 8m wide</p>										
<p>Penalties for errors of course in accordance with PCV Dressage Rules, except if a horse leaves the arena, this incurs a 10 point penalty, not elimination.</p>										
	<p>1</p>	<table border="1"> <tr> <td data-bbox="679 1043 804 1099">A</td> <td data-bbox="815 1043 1417 1099">Enter in Section at a WALK, in order RIGHT to LEFT 1,2,3,4</td> </tr> <tr> <td data-bbox="679 1099 804 1288">X</td> <td data-bbox="815 1099 1417 1288">Halt, Salute, Proceed at WALK</td> </tr> </table>	A	Enter in Section at a WALK, in order RIGHT to LEFT 1,2,3,4	X	Halt, Salute, Proceed at WALK				
A	Enter in Section at a WALK, in order RIGHT to LEFT 1,2,3,4									
X	Halt, Salute, Proceed at WALK									
	<p>2</p>	<table border="1"> <tr> <td data-bbox="679 1335 804 1391">C</td> <td data-bbox="815 1335 1417 1391">Riders 4 & 3 Turn LEFT and riders 2 & 1 Turn RIGHT in Pair Formation.</td> </tr> <tr> <td data-bbox="679 1391 804 1612">H & M</td> <td data-bbox="815 1391 1417 1612">Respectively Working Trot RISING</td> </tr> </table>	C	Riders 4 & 3 Turn LEFT and riders 2 & 1 Turn RIGHT in Pair Formation.	H & M	Respectively Working Trot RISING				
C	Riders 4 & 3 Turn LEFT and riders 2 & 1 Turn RIGHT in Pair Formation.									
H & M	Respectively Working Trot RISING									
	<p>3.</p>	<table border="1"> <tr> <td data-bbox="679 1659 804 1693">A</td> <td data-bbox="815 1659 1417 1693">Pass at "A" – LEFT Hand to LEFT Hand.</td> </tr> <tr> <td data-bbox="679 1693 804 1771"></td> <td data-bbox="815 1693 1417 1771">In the corner before "C" form Single File (outside riders lead, inside riders drop back)</td> </tr> <tr> <td data-bbox="679 1771 804 1850">C</td> <td data-bbox="815 1771 1417 1850">Pass LEFT Hand to LEFT Hand</td> </tr> <tr> <td data-bbox="679 1850 804 1930"></td> <td data-bbox="815 1850 1417 1930">Working Trot RISING around the arena to "A"</td> </tr> </table>	A	Pass at "A" – LEFT Hand to LEFT Hand.		In the corner before "C" form Single File (outside riders lead, inside riders drop back)	C	Pass LEFT Hand to LEFT Hand		Working Trot RISING around the arena to "A"
A	Pass at "A" – LEFT Hand to LEFT Hand.									
	In the corner before "C" form Single File (outside riders lead, inside riders drop back)									
C	Pass LEFT Hand to LEFT Hand									
	Working Trot RISING around the arena to "A"									

Pony Club Victoria – Games Flat Teams and Musical Ride 2018

	4.	A	Turn down the Centre Line in Single File, Order 2 3 1 4, SITTING Trot
		G	Working Trot RISING
	5.	C	Turn RIGHT
			RISING Trot around arena to "H"
	6.	H	As each Rider passes H, Working Canter RIGHT
		C	Circle RIGHT 30m diameter
	7.	B	Working Trot RISING Before "A" – form Section Four with riders moving up on the inside - order 2,3,1,4
			RISING Trot to "K"
	8.	K XM	Change Rein, Working Trot RISING around the arena to "F"

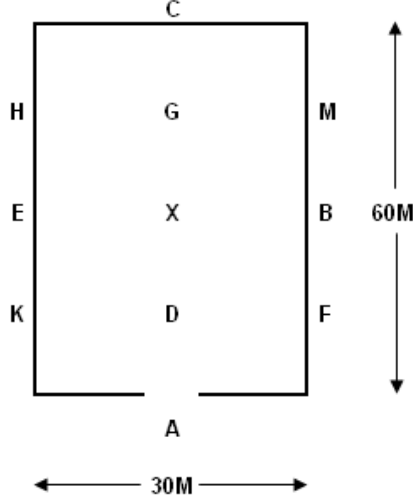
Pony Club Victoria – Games Flat Teams and Musical Ride 2018



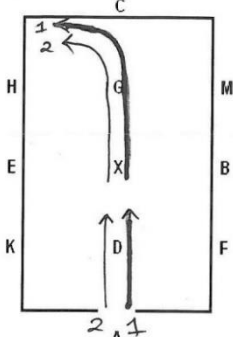
	9.	F	WALK
		B	Halt, Immobility 4 seconds Proceed at a WALK
	10.	M	Working Trot RISING
			Before "H" – Form into PAIRS. Inside Pair- riders 3,2, drop back Proceed at Working Trot RISING around the arena to "C"
	11.	C&H	Between C & H Working Canter LEFT around the arena to "B"
		B	Working Trot RISING
	12.	C	WALK
		HXF	Change rein at a WALK
		F	Form Section Four
	13	A	Turn down Centre Line
	14	X	HALT. SALUTE. Proceed to "C" at a WALK on a Long Rein, maintaining LIGHT Contact
		C	Turn LEFT or RIGHT and leave the arena at "A".
	15		General Impression and Team Work
	16		Accuracy of movements and evenness of paces.

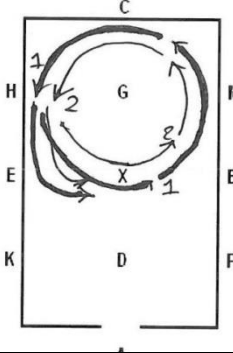
EVENT 2: TEAM RIDE UNREHEARSED

EVENT 3: PAIRS TEAM RIDE 2018

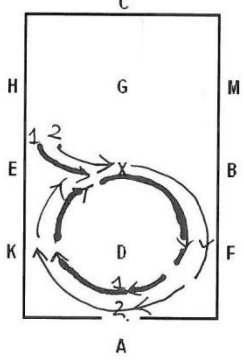
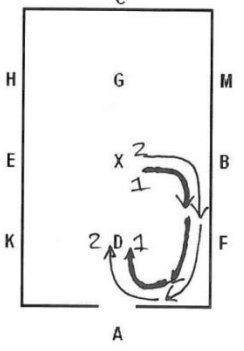
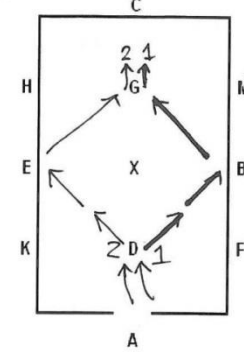
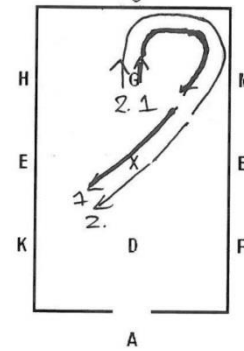
<p>ARENA SET UP</p> <p>Arena 60m x 30m 10m Corner – H or M 20m H -E; M - B 20m E – K; B - F 10m K or F - Corner Opening at 'A' entry is 8m wide</p>			
---	--	--	---

Penalties for errors of course in accordance with PCAV Dressage Rules, except if a horse leaves the arena, this incurs a 10 point penalty, not elimination

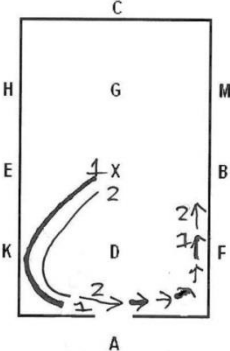
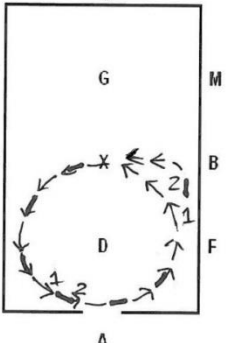
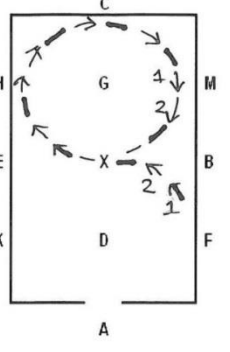
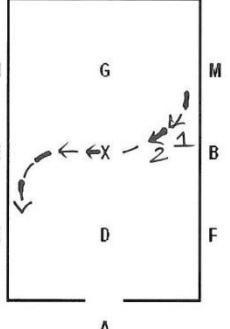
	1	A	Enter in Pair at from Right to Left, Rider 1,2. Working Trot Rising.
		X	Halt. Salute. Proceed in Working Trot Rising.
		C	At C Track Left.

	2	E	Track Left
		X	Circle Left 30m diameter, Working Trot Rising.

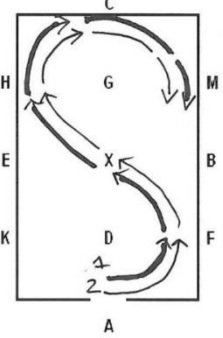
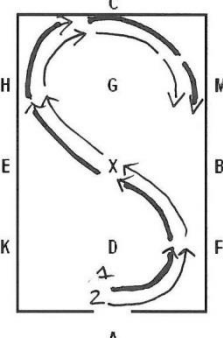
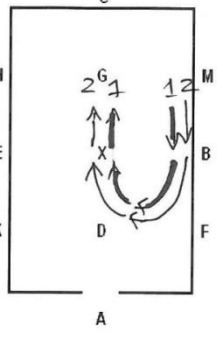
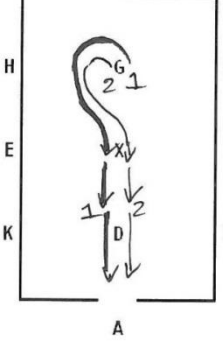
Pony Club Victoria – Games Flat Teams and Musical Ride 2018

	3	X	Circle Right 30m diameter, Working Trot Rising.
	4	B	Track Right, Working Trot Rising
	5	D	Riders Split and turn Right and Left to B & E
	6	C	Track Right
		MXK	Change Rein, Working Trot Rising

Pony Club Victoria – Games Flat Teams and Musical Ride 2018

	7	A - F	Between A & F form single file, with inside rider 2 moving forward to lead
		F - B	Working Trot Rising.
	8	B	Track Left
		X	Canter Left 30m diameter Circle
	9		Before X Sitting Trot
		X	Canter Right 30m diameter Circle
	10	X	Sitting Trot
		E	Track Left

Pony Club Victoria – Games Flat Teams and Musical Ride 2018

	11	K & A	Between K and A form Pair, Working Trot Rising. Rider 1 behind, moving up on the inside.
	12	FXH	Change Rein, Working Trot Rising
		CMB	Working Trot Rising
	13	B	Sitting Trot, ½ Circle Right 15m diameter.
		X	Down Centre Line
		G	Halt and Salute
	14	A	Left Wheel onto Centre Line. When straight, Working Trot Rising and leave Arena in Pair.
	15		General Impression and Team Work
	16		Accuracy of movements and evenness of paces.

Pony Club Victoria – Games Flat Teams and Musical Ride 2018



EVENT 4: PAIRS TEAM UNREHEARSED

EVENT 5: MUSICAL RIDE